

6W SWITCHING POWER ADAPTER

AC Input 90~264V	DC Output		
	Voltage	Current/A	Watts
GS2x-006-zzz-A	5~5.9	1.2~1.01	6
	6~6.9	1.0~0.86	6
	7~7.9	0.85~0.75	6
	8~8.9	0.75~0.67	6
	9~9.9	0.66~0.6	6
	10~10.9	0.6~0.55	6
	12~12.9	0.5~0.46	6
	13~13.9	0.46~0.43	6
	14~14.9	0.42~0.4	6
	15~15.9	0.4~0.37	6
	24	0.25	6

ELECTRICAL SPECIFICATION

- Input range : 90-264VAC (Full Range)
- Frequency : 50/60Hz
- Input current : 0.2 A(rms)MAX.
- Efficiency : >60% (at full output)
- Leakage current: Less than 0.1 mA
- No Load : 0.3W Max
- Ripple : 1 % peak to peak maximum
- Protection : Over voltage protection (OVP),
AC recycle short circuit protection;
Output short circuit protection (<0.03 ohm) Auto recovery

ENVIRONMENTAL

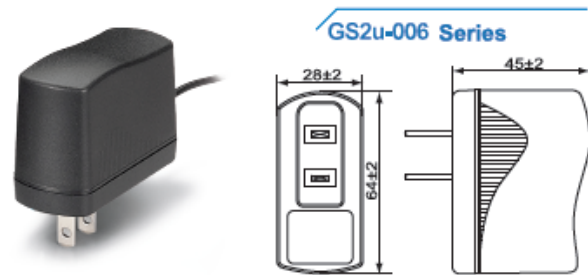
- Operating temperature : 0°C to +40°C ambient
- Storage temperature : -10°C to +70°C
- MTBF : >100,000 hours at full load and 25°C ambient temperature

SAFETY

- UL60601-1 CAN / CSA-C22.2 TUV EN60601-1 CB LVD

EMC

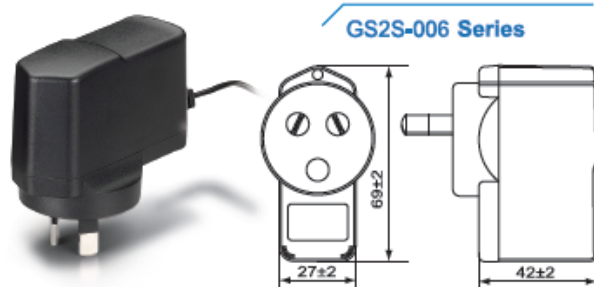
- EN55011 CISPR 11 FCC PART 15 (Class B)



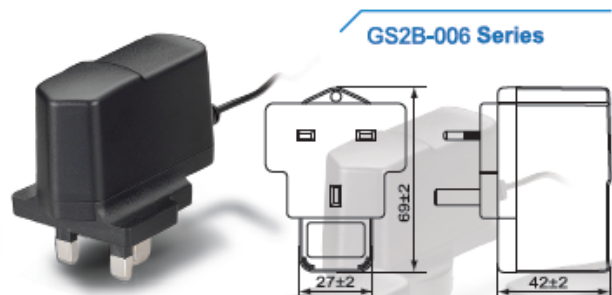
Safety Approval FC



Safety Approval CE



Safety Approval CE CB



Safety Approval CE CB

MEDICAL

INTERCHANGEABLE

CHARGER

IT